

monoFab


ARM-10
3D PRINTER

SRM-20
MILLING MACHINE

Turning your ideas into reality. Since 1986




3D PRINTER **ARM-10**




MILLING MACHINE **SRM-20**

Individuals created the world around us by giving form to their dreams and ideas. We believe imagination and ideas are our most powerful force, opening up limitless possibilities. Our goal is to provide everyone the ability to turn their creativity into the satisfaction of monozukuri -- the enjoyment of making things. monoFab desktop tools are based on the 3D modeling technology that Roland DG pioneered and has continually enhanced since 1986. Incorporating both additive and subtractive 3D technologies, you can now realize your creativity like never before. The fabrication facility of the future is here -- right on your own desk.


monoFab



Imagine



Modeling



Testing




Experiencing

PROTOTYPING WORKFLOW

Design

3D Modeling



3D CAD/CG data is opened in the included Roland DG software where it is optimized for either 3D printing or milling.


3D Printing



ARM-10

By using the ARM-10 3D printer, designs which would challenge standard milling, such as undercuts and complex shapes, can be produced with just a few software steps. Your ideas are transformed into tangible 3D objects quickly and easily, allowing you to validate your designs.

SRM-20




The SRM-20 milling machine produces beautiful finishes, including smooth, curved surfaces and accurate, fine details. Precision milling makes it ideally suited for creating prototypes which require mechanical checks and confirmation of fit. And, due to its ability to cut a wide range of materials, models will look and feel closer to the final production runs and are ready for final validation.

3D Milling

3D PRINTER

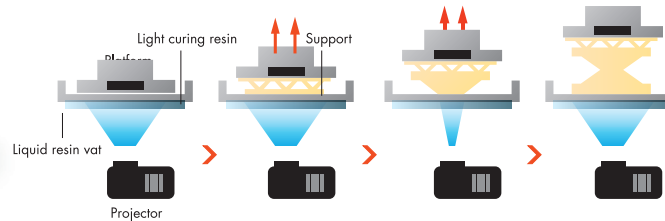

3D desktop printer brings your ideas to life



monoFab
ARM-10

Projector-type 3D printer fits on your desk

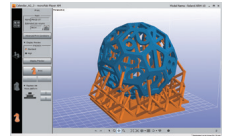
The newly developed desktop ARM-10 3D printer brings together Roland DG's 3D modeling technologies. It features a proprietary projector lens and Roland DG's imageCure resin, creating 3D models using UV light. The acrylic resin becomes semi-transparent when cured. Post-processing, such as support removal, polishing, and adding color are simple to do.



The UV lamp instantly cures and laminates acrylic resin to build 3D shapes. The projection system allows simultaneous production of multiple objects within the same work area, enabling efficient 3D printing.

Roland DG software supports 3D printing operation even for novice users

monoFab Player AM enables data correction, with a healing function to fill in any gaps in 3D data and simplification of meshes, layout editing and automatic support generation. The user-friendly interface is easy to use, making it ideal even for beginners.



monoFab Player AM

Create complex shapes with minimum resin consumption

With 3D printing, parts which previously required multi-axis milling, such as complex objects with undercuts, can be built quickly and easily. By using a suspended build system, resin consumption is kept to a minimum, making model production efficient and affordable.



Includes support tray and containers to remove excess uncured resin. Also spatula and tweezers for support removal.



A CREATOR'S VIEW

"Allowing the user to personally experience aspects of both design and engineering"


Check

Finish



A real prototype can be manufactured at an early stage of the design process, enabling detailed inspection of aesthetics, structure, movement, fit, etc. Modifications to the design can then be made at the most effective time, without additional costs.

Product Designer
Hiroshi Yasutomi



— The actual 3D sample production process

I produced an active speaker prototype using monoFab. I used the ARM-10 3D printer to produce the external parts since these shapes are complex, and used the SRM-20 milling machine to model the cabinet where milling precision as well as selecting the suitable material was required. In this way, I made the most of the respective strengths of the 3D printer and the milling machine, using them each as appropriate for the purpose and form. By using 3D printers and milling machines together, work can quickly progress to significantly reduce workflow. Actually, I think this probably made it possible to produce a sample in a much shorter time than usual. It also frees up time to try out additional ideas, and if mistakes are made early on in the prototype stage, these can be used to generate feedback that will result in production of a final version with greater precision.

— How can monoFab be leveraged in the design process?

What is really important in product design is to create beautifully comfortable designs. Furthermore, it is required to consider what type of personal experience is ultimately delivered and which enjoyable things can be proposed to the user. It's not really possible, however, to share personal experience through sketches or words alone. At times like that, the use of 3D printers or milling machines to give form to objects delivers something that can be touched by hand and truly experienced, which can then be used to check user-friendliness. It's even possible to grasp structural inconsistencies at early stages that could not be seen in sketches. With monoFab and its two means of expression – printing and milling – I thought this would provide a powerful tool for creating personal experiences through prototyping, not only in design but also in engineering.

> www.rolanddg.com/monofab/interview/01.html

MILLING MACHINE


Desktop milling machine for precision 3D modeling



monoFab
SRM-20

The next evolution in compact milling machines

The SRM-20 is Roland DG's latest generation desktop milling machine for the office, studio and educational environment. Since pioneering desktop milling in 1986, Roland DG has continued to perfect our expertise in delivering accuracy and efficiency in a compact format. The SRM-20 incorporates innovative features, including a new spindle, collet, circuit boards and control software. The result is a leap forward in milling precision, speed and ease of use. The SRM-20 can mill a variety of non-proprietary materials typically used for prototyping, including chemical wood, acrylic and modeling wax. Optional collets are also available to extend the mill's capability with a wide range of end mill shapes and sizes, ideal for creating beautiful finishes and intricate details.



Designed for clean and secure use in your office or classroom

The SRM-20 includes an interlocked full cover and a dust-collection tray to keep your environment clean and clear of waste material. For increased safety, opening the cover automatically stops the machine.



Simple operation for optimum results

Designed for ease of use, the SRM-20 supports Roland DG's unique "VPanel," an on-screen operation panel for the computer. By using the speed-controlled 4-way cursor movement, the origin point can be set quickly and accurately. Spindle RPM and milling speed can be altered during milling, allowing full control over the results and milling time.



3 easy-to-use software programs included – perfect even for beginners

SRP Player CAM software features simple step-by-step settings for easy operation and high quality milling. You can easily add supports when doing double-sided cutting and preview your job on-screen to confirm the cutting path. iModela Creator is a 2D milling software for processing 2D data such as text and graphics. ClickMILL provides the user with direct control of the machine without the need to access CAD or CAM software when drilling holes or cutting pockets and other finishing processes. All software can be used individually as needed.



SRP Player



iModela Creator



ClickMILL

Roland OnSupport ensures convenience and peace of mind



Roland OnSupport software connects lifestyles with resources and increases the efficiency of our products. Software updates are available through OnSupport. In addition, notifications of completed production and job reports are sent directly to your cell phone or computer so you can be confident in knowing the progress of your models, even when you are away from your desk.

*Use of Roland OnSupport requires an Internet connection.

- 1 Download software updates and drivers.
- 2 Now you can concentrate on other tasks and an email will keep you informed of the job status.
- 3 Support information for your model is accessible with just one mouse click. No more frustration and wasted time trying to find what you need.
- 4 Improve your skills with useful information available exclusively through OnSupport.

Unmatched service and support

Roland DG Creative Center : Our own collection of real-world applications is a great source of information and inspiration. Explore our digital product gallery for new ideas you can apply to your own business.



Roland DG Academy : To get the most from your product, take advantage of our extensive training resources worldwide. Roland DG Academy teaches everything from product basics to advanced production techniques, applications and more.



Roland DG Care : As a Roland DG owner, you get complete support for the life of your product. A full range of customer services is offered.



monoFab ARM-10



Specifications (ARM-10)		
Build technology	Layer projection system	
Build size	130 (W) x 70 (D) x 70 (H) mm (5.1 (W) x 2.7 (D) x 2.7 (H) inches) (The maximum resin volume for use is 300 g.*1)	
Build speed	12 mm/h (layer pitch = 0.15 mm)*2	
Light source	UV-LED (ultraviolet light emitting diode)	
XY resolution	0.2 mm	
Z axis resolution	0.01 mm	
Power requirements	Machine: DC 24 V, 0.6 A, Dedicated AC adapter: AC 100 V to 240 V±10%, 50/60 Hz	
Power consumption	15 W	
Acoustic noise level	During operation: 55 dB (A) or less, During standby: 49 dB (A) or less	
Dimensions / Weight	430 (W) x 365 (D) x 450 (H) mm (17.0 (W) x 14.4 (D) x 17.8 (H) inches) / 17 kg (37.5 lbs)	
Interface	USB	
Environment	During operation	Temperature of 20 to 30°C, 68 to 86°F, 35 to 80% relative humidity (non-condensing)
	Not operating	Temperature of 5 to 40°C, 41 to 95°F, 20 to 80% relative humidity (non-condensing)
Included items	AC adapter, Power code, USB cable, Liquid material vat, Printing and washing tools (Metallic spatula, Plastic spatula, Tweezers, Washing container x 2, Hexagonal wrench, Spanner, Rubber gloves, Work tray, etc.), Start-up page information card, Read this first.	

*1 The maximum weight of a job varies according to the type of resin.

*2 When using PRH35-ST2 resin. The build speed varies according to the type of resin used.

monoFab SRM-20



Specifications (SRM-20)	
Cuttable material	Resins such as chemical wood and modeling wax (metal not supported), substrates for machining
X, Y, and Z operation strokes	203.2 (X) x 152.4 (Y) x 60.5 (Z) mm (8 (X) x 6 (Y) x 2.38 (Z) inches)
Distance from collet tip to table	Maximum 130.75mm (5.15 inches)
Table size	232.2 (X) x 156.6 (Y) mm (9.14 (X) x 6.17 (Y) inches)
Loadable workpiece weight	2 kg (4.4 lbs)
X, Y, and Z-axis drive system	Stepping motor
Operating speed	6 ~ 1800mm/min (0.24 ~ 70.87inches/min)
Software resolution	0.01 mm/step (RML-1), 0.001mm/step (NC code) (0.00039 inches/step (RML-1), 0.000039 inches/step (NC code))
Mechanical resolution	0.000998594 mm/step (0.0000393 inches/step)
Spindle motor	DC motor Type 380
Maximum spindle rotation	7,000 rpm
Cutting tool chuck	Collet method
Interface	USB
Control command sets	RML-1, NC code
Power requirements	Machine: DC24V, 2.5A, Dedicated AC adapter: AC 100V±10%, 50/60Hz
Power consumption	Approx. 55W
Acoustic noise level	During operation: 65 dB (A) or less (when not cutting), during standby: 45 dB (A) or less
Dimensions / Weight	451.0 (W) x 426.6 (D) x 426.2 (H) mm (17.76 (W) x 16.80 (D) x 16.78 (H) inches) / 19.6 kg (43.2 lbs)
Environment	Temperature of 5 to 40°C (41 to 104 °F), 35 to 80% relative humidity (non-condensing)
Included items	AC adapter, Power cord, USB cable, Cutting tool, Collet, Set screw, Spanners (7,10mm / 0.28, 0.39 inches), Hexagonal wrench (size 2,3 mm / 0.08, 0.12 inches), Positioning pins, Double-sided tape, Start-up page information card, Read first(Booklet)

Optionally Available Items (ARM-10)		
Item	Model	Description
Resin	PRH35-ST2	Standard type, 350 g bottle
	PRF35-ST	Flexible type, 350 g bottle
	PRR35-OP	Rubberlike type, 350 g bottle
Liquid material vat	LMV-80	For replacement

Optionally Available Items (SRM-20)		
Item	Model	Description
End-mills		
Square end-mills	ZHS-100	High speed steel dia. 1 3/8 (L) x 6 (d) x 50 (L) x 2 NT
	ZHS-200	High speed steel dia. 2 6 (L) x 6 (d) x 50 (L) x 2 NT
	ZHS-300	High speed steel dia. 3 10 (L) x 6 (d) x 50 (L) x 2 NT
	ZHS-400	High speed steel dia. 4 12 (L) x 6 (d) x 50 (L) x 2 NT
	ZHS-500	High speed steel dia. 5 15 (L) x 6 (d) x 55 (L) x 2 NT
	ZHS-600	High speed steel dia. 6 15 (L) x 6 (d) x 55 (L) x 2 NT
Ball end-mills	ZHS-3015	High speed steel dia. 3 15 (L) x 6 (d) x 50 (L) x 2 NT; 2 piece
	ZCB-150	Cemented Carbide R1.5 25 (L) x 2.4 (Lc) x 65 (L) x 6 (d) x 2 NT
	ZCB-200	Cemented Carbide R2.25 (L) x 3.2 (Lc) x 70 (L) x 6 (d) x 2 NT
ZCB-300	Cemented Carbide R3.30 (L) x 4.8 (Lc) x 80 (L) x 6 (d) x 2 NT	
Engraving cutters		
Engraving cutters (for plastic)	ZEC-100	Cemented Carbide dia. 6x50 (L) x 0.225 (W)
Collets		
Collets (for end-mills)	ZC-20-30	dia. 3 mm
	ZC-20-32	dia. 3.175 mm
	ZC-20-40	dia. 4 mm
	ZC-20-60	dia. 6 mm
Other		
Spindle motor	SM-20	For replacement
Spindle unit	SS-20	For replacement

Unit: mm, dia. = flute diameter, R = flute radius, Lc = cutting length, L = flute length, d = shank diameter, L = overall length, NT = number of flutes

System Requirements (ARM-10/SRM-20)	
Operating system	Windows® 7/8/8.1/10 (32-bit/64-bit edition)*
CPU	Intel® Core™ 2 Duo or more (Core™ i5 or more recommended)
RAM	1GB (2GB or more recommended)
Video card and monitor	A resolution of 1,280x1,024 or more recommended
Free hard-disk space	100 MB or more recommended
Other requirements	Internet connection and web browser, Internet Explorer® version 10 or more recommended

*Roland OnSupport and included software for SRM-20 are 32-bit application, which run on 64-bit Windows® with WoW64 (Windows 32-bit on Windows 64-bit).

Roland DG reserves the right to make changes in specifications, materials or accessories without notice. Actual device output may vary. For optimum output quality, periodic maintenance to critical components may be required. Please contact your Roland DG dealer for details. No guarantee or warranty is implied other than expressly stated. Roland DG shall not be liable for any incidental or consequential damages, whether foreseeable or not, caused by defects in such products. All trademarks are the property of their respective owners. Three-dimensional shapes may be protected under copyright. Reproduction or use of copyrighted material is governed by local, national, and international laws. Customers are responsible for observing all applicable laws and are liable for any infringement. All trademarks are the property of their respective owners. Roland DG Corporation has licensed the MMP technology from the TPL Group.



Promoted and Supported by: **APSOM INFOTEX LTD.**

For more information please contact :- Ph: +91 -120-4897970, email : sales@apsom.com | www.apsom.com

Product names, logos, brands, photographs and other trademarks are property of their respective trademark holders.

C-56/47, Institutional Area, Sector-62, Noida U.P.-201307 India Tel: +91-120-4897950/978, Fax: +91-120-4731564.

Product Manager – Customization: 9810164378; Sublimation: 9310407546

North - Delhi: 09350205230, Chandigarh: 09810047561/9815689933, Lucknow: 09818800517/09935142972, Jaipur: 09312360042/9410424665, Patna: 09818800517/09304769140, Dehradun: 09312360042/09837222744

South - Bengaluru: 7777V 13th main 2nd Cross Hal II Stage, 100 Ft. Road, India Nagar, Tel: 080-42042390/ 09341006538, Chennai: 09382170774, Hyderabad: 093394516042, Kochi: 09387291707

East - Bhubaneswar: EB-28, Stage-V, BDA Colony, Laxmi Sagar, Tel.: +91-674-2577081, Phone: 09337292027, Kolkata: 57/1, N.S.C. Bose Road, Tel.: +91-33-40074807/ 09339149011, Guwahati: 09339149011/9435106913, Ranchi: 07050486270, Raipur: 09337292027, West - Mumbai: A-15, Nand Bhuvan Industrial Estate, Mahakali Road, Andheri (E), Tel.: +91-22-42460804, Fax: +91-22-42460802,

Ahmedabad: 09819123885/9824092323, Bhopal: 09111991366, Pune: 09819123885, International - Colombo: +94773099370

CIN-U74899DL 1993PLC054306